



Resolution Amending Authorized Representatives

Please use this form to amend or designate Authorized Representatives.

This document supersedes all prior Authorized Representative forms.

* Required Fields

1. Resolution

WHEREAS,

Montague County

Participant Name*

718101018

Location Number*

("Participant") is a local government of the State of Texas and is empowered to delegate to a public funds investment pool the authority to invest funds and to act as custodian of investments purchased with local investment funds; and

WHEREAS, it is in the best interest of the Participant to invest local funds in investments that provide for the preservation and safety of principal, liquidity, and yield consistent with the Public Funds Investment Act; and

WHEREAS, the Texas Local Government Investment Pool ("TexPool/ Texpool Prime"), a public funds investment pool, were created on behalf of entities whose investment objective in order of priority are preservation and safety of principal, liquidity, and yield consistent with the Public Funds Investment Act.

NOW THEREFORE, be it resolved as follows:

- That the individuals, whose signatures appear in this Resolution, are Authorized Representatives of the Participant and are each hereby authorized to transmit funds for investment in TexPool / TexPool Prime and are each further authorized to withdraw funds from time to time, to issue letters of instruction, and to take all other actions deemed necessary or appropriate for the investment of local funds.
- That an Authorized Representative of the Participant may be deleted by a written instrument signed by two remaining Authorized Representatives provided that the deleted Authorized Representative (1) is assigned job duties that no longer require access to the Participant's TexPool / TexPool Prime account or (2) is no longer employed by the Participant; and
- That the Participant may by Amending Resolution signed by the Participant add an Authorized Representative provided the additional Authorized Representative is an officer, employee, or agent of the Participant;

List the Authorized Representative(s) of the Participant. Any new individuals will be issued personal identification numbers to transact business with TexPool Participant Services.

- Jennifer Fenoglio Treasurer

Name Title

914108194211611 914108194311110 j.fenoglio@co.montague.tx.us

Phone Fax Email

Jennifer Fenoglio

Signature
- Denise Rhoades Chief Deputy Treasurer

Name Title

914108194211611 914108194311110 d.rhoades@co.montague.tx.us

Phone Fax Email

Denise Rhoades

Signature
- B.J. Otto Deputy Clerk Treasurer

Name Title

914108194211611 914108194311110 b.j.otto@co.montague.tx.us

Phone Fax Email

B.J. Otto

Signature

1. Resolution (continued)

4. Jennifer Essary Auditor
Name Title
9141018191416090 jessarymca@gmail.com
Phone Fax Email
[Signature]
Signature

List the name of the Authorized Representative listed above that will have primary responsibility for performing transactions and receiving confirmations and monthly statements under the Participation Agreement.

Jennifer Fenoglio
Name

In addition and at the option of the Participant, one additional Authorized Representative can be designated to perform only inquiry of selected information. This limited representative cannot perform transactions. If the Participant desires to designate a representative with inquiry rights only, complete the following information.

Name Title

Phone Fax Email

- D. That this Resolution and its authorization shall continue in full force and effect until amended or revoked by the Participant, and until TexPool Participant Services receives a copy of any such amendment or revocation. This Resolution is hereby introduced and adopted by the Participant at its regular/special meeting held on the day of , 20.

Note: Document is to be signed by your Board President, Mayor or County Judge and attested by your Board Secretary, City Secretary or County Clerk.

Name of Participant*

SIGNED

Signature*

Printed Name*

Title*

ATTEST

Signature*

Printed Name*

Title*

2. Mailing Instructions

The completed Resolution Amending Authorized Representatives can be faxed to TexPool Participant Services at 1-866-839-3291, and mailed to:

TexPool Participant Services
1001 Texas Avenue, Suite 1150
Houston, TX 77002

PROCLAMATION

CHILD ABUSE PREVENTION MONTH **APRIL 2020**

WHEREAS, our children represent our greatest hope for the future and Montague County remains steadfast in its commitment to the safety and security of our children, families and communities; and

WHEREAS, of paramount concern to all are the problems of child abuse, neglect and maltreatment, which endanger vulnerable young lives and cause long-lasting damage to a child's physical, emotional and cognitive well-being; and

WHEREAS, the prevention of child abuse, neglect and maltreatment requires strong partnerships and cooperation among individual citizens, organizations, law enforcement and government agencies at the community, state and federal levels; and

WHEREAS, there are education and prevention programs that address all categories of child abuse and people in communities across Montague County are encouraged to support such efforts that promote a safe and nurturing environment for children and families; and

WHEREAS, citizens should be vigilant and fervent in their efforts to stop child abuse and are asked to call the State Hotline for Child Abuse at 1-800-252-5400 to report suspected abuse or neglect; and

WHEREAS, Montague County does not tolerate acts of violence against children; all citizens are reminded of the many forms of abuse that occur in our society, with greatest concern for the threat of harm to our precious children;

NOW, THEREFORE, we, the Commissioners of Montague County, Texas, do hereby proclaim April 2020 as **CHILD ABUSE PREVENTION MONTH – IN MONTAGUE COUNTY**

Signed on this the 23rd day of March, 2020

Rick Lewis, County Judge

Roy Darden, Commissioner, Pct. #1

Mike Mayfield, Commissioner, Pct. #2

Mark Murphey, Commissioner, Pct. #3

Bob Langford, Commissioner, Pct. #4

ATTEST:


Glenda Henson, County Clerk



Ginger Wall
Montague County Elections Administrator 
Indigent Health Care Officer
P.O. Box 158
Montague, Texas 76251

CANVASS OF THE MARCH 3, 2020 REPUBLICAN PRIMARY ELECTION
MONTAGUE COUNTY, TEXAS

I, Ginger Wall, Election Administrator of Montague County, Texas, hereby certify that the tabulation of returns is true and correct as shown by the precinct returns received from each presiding judge of the election.



Ginger Wall
Montague County Election Administrator

Note: This statement should be attached to the tabulated copy of returns.

Summary Results Report

Primary Election

March 3, 2020

UNOFFICIAL RESULTS

Montague

STATISTICS

	TOTAL	Election Day	Early Voting	ABBM	Provisional s
Election Day Precincts Reporting	15 of 15	15	0	0	0
Precincts Complete	0 of 15	0	0	0	0
Precincts Partially Reported	15 of 15	15	0	0	0
Absentee/ Early Precincts Reporting	15 of 15	15	15	14	0
Registered Voters - Total	13,450				
Registered Voters - NONPARTISAN	13,450				
Registered Voters - Republican Party	0				
Registered Voters - Democratic Party	0				
Ballots Cast - Total	4,480	2,332	2,077	71	0
Ballots Cast - NONPARTISAN	0	0	0	0	0
Ballots Cast - Republican Party	3,998	2,019	1,942	37	0
Ballots Cast - Democratic Party	482	313	135	34	0
Ballots Cast - Blank	0	0	0	0	0
Voter Turnout - Total	33.31%				
Voter Turnout - NONPARTISAN	0.00%				
Voter Turnout - Republican Party	0.00%				
Voter Turnout - Democratic Party	0.00%				

Summary Results Report
Primary Election
March 3, 2020

UNOFFICIAL RESULTS

Montague

REP President
Vote For 1

	TOTAL	VOTE %	Election Day	Early Voting	ABBM	Provisional s
Bob Ely	9	0.23%	3	6	0	0
Donald J. Trump	3,837	99.97%	1,942	1,858	37	0
Matthew John Matern	3	0.08%	1	2	0	0
Roque Rocky DeLa Fuente Guerra	10	0.25%	3	7	0	0
Bill Weld	12	0.30%	4	8	0	0
Zoltan G. Istvan	1	0.02%	1	0	0	0
Joe Walsh	18	0.45%	11	7	0	0
Uncommitted	91	2.28%	50	41	0	0
Total Votes Cast	3,981	99.57%	2,015	1,929	37	0
Overvotes	0	0.00%	0	0	0	0
Undervotes	17	0.43%	4	13	0	0
Contest Totals	3,998	100.00%	2,019	1,942	37	0
Precincts Reporting	15 of 15					

REP US Senator
Vote For 1

	TOTAL	VOTE %	Election Day	Early Voting	ABBM	Provisional s
John Anthony Castro	233	5.83%	136	95	2	0
John Cornyn	2,802	70.08%	1,359	1,416	27	0
Dwayne Stovall	532	13.31%	273	253	6	0
Mark Yancey	242	6.05%	150	91	1	0
Virgil Bierschwale	34	0.85%	16	18	0	0
Total Votes Cast	3,843	96.12%	1,934	1,873	36	0
Overvotes	0	0.00%	0	0	0	0
Undervotes	155	3.88%	85	69	1	0
Contest Totals	3,998	100.00%	2,019	1,942	37	0
Precincts Reporting	15 of 15					

Summary Results Report
Primary Election
March 3, 2020

UNOFFICIAL RESULTS

Montague

REP US Representative, Dist 13

Vote For 1

	TOTAL	VOTE %	Election Day	Early Voting	ABBM	Provisional s
Jamie Culley	63	1.58%	44	19	0	0
Catherine "I Swear" Carr	34	0.85%	18	16	0	0
Diane Knowlton	186	4.65%	93	92	1	0
Asusena Resendiz	6	0.15%	5	1	0	0
Lee Harvey	152	3.80%	85	65	2	0
Elaine Hays	127	3.18%	69	56	2	0
Richard Herman	41	1.03%	30	11	0	0
Chris Ekstrom	687	17.18%	380	302	5	0
Ronny Jackson	678	16.96%	324	343	11	0
Mark Neese	956	23.91%	430	526	0	0
Matt McArthur	41	1.03%	27	13	1	0
Vance Snider II	36	0.90%	19	17	0	0
Jason Foglesong	31	0.78%	19	12	0	0
Josh Winegarner	845	21.14%	413	422	10	0
Monique Worthy	24	0.60%	11	13	0	0
Total Votes Cast	3,907	97.72%	1,967	1,908	32	0
Overvotes	0	0.00%	0	0	0	0
Undervotes	91	2.28%	52	34	5	0
Contest Totals	3,998	100.00%	2,019	1,942	37	0
Precincts Reporting	15 of 15					

Summary Results Report

UNOFFICIAL RESULTS

Primary Election

March 3, 2020

Montague

REP Railroad Commissioner

Vote For 1

	TOTAL	VOTE %	Election Day	Early Voting	ABBM	Provisional s
Ryan Sitton	1,361	34.04%	691	655	15	0
James "Jim" Wright	2,295	57.40%	1,154	1,129	12	0
Total Votes Cast	3,656	91.45%	1,845	1,784	27	0
Overvotes	0	0.00%	0	0	0	0
Undervotes	342	8.55%	174	158	10	0
Contest Totals	3,998	100.00%	2,019	1,942	37	0
Precincts Reporting	15 of 15					

REP Chief Justice, Supreme Court

Vote For 1

	TOTAL	VOTE %	Election Day	Early Voting	ABBM	Provisional s
Nathan Hecht	3,606	90.20%	1,828	1,754	24	0
Total Votes Cast	3,606	90.20%	1,828	1,754	24	0
Overvotes	0	0.00%	0	0	0	0
Undervotes	392	9.80%	191	188	13	0
Contest Totals	3,998	100.00%	2,019	1,942	37	0
Precincts Reporting	15 of 15					

REP Justice, Supreme Court, PI 6

Vote For 1

	TOTAL	VOTE %	Election Day	Early Voting	ABBM	Provisional s
Jane Bland	3,610	90.30%	1,840	1,746	24	0
Total Votes Cast	3,610	90.30%	1,840	1,746	24	0
Overvotes	0	0.00%	0	0	0	0
Undervotes	388	9.70%	179	196	13	0
Contest Totals	3,998	100.00%	2,019	1,942	37	0
Precincts Reporting	15 of 15					

Summary Results Report

UNOFFICIAL RESULTS

Primary Election

March 3, 2020

Montague

REP Justice, Supreme Court, PI 7

Vote For 1

	TOTAL	VOTE %	Election Day	Early Voting	ABBM	Provisional s
Jeff Boyd	3,623	90.62%	1,842	1,757	24	0
Total Votes Cast	3,623	90.62%	1,842	1,757	24	0
Overvotes	0	0.00%	0	0	0	0
Undervotes	375	9.38%	177	185	13	0
Contest Totals	3,998	100.00%	2,019	1,942	37	0
Precincts Reporting	15 of 15					

REP Justice, Supreme Court, PI 8

Vote For 1

	TOTAL	VOTE %	Election Day	Early Voting	ABBM	Provisional s
Brett Busby	3,624	90.65%	1,843	1,757	24	0
Total Votes Cast	3,624	90.65%	1,843	1,757	24	0
Overvotes	0	0.00%	0	0	0	0
Undervotes	374	9.35%	176	185	13	0
Contest Totals	3,998	100.00%	2,019	1,942	37	0
Precincts Reporting	15 of 15					

REP Judge, Ct of Crim App, PI 3

Vote For 1

	TOTAL	VOTE %	Election Day	Early Voting	ABBM	Provisional s
Bert Richardson	2,146	53.68%	1,059	1,070	17	0
Gina Parker	1,475	36.89%	772	695	8	0
Total Votes Cast	3,621	90.57%	1,831	1,765	25	0
Overvotes	0	0.00%	0	0	0	0
Undervotes	377	9.43%	188	177	12	0
Contest Totals	3,998	100.00%	2,019	1,942	37	0
Precincts Reporting	15 of 15					

Summary Results Report

UNOFFICIAL RESULTS

Primary Election

March 3, 2020

Montague

REP Judge, Ct of Crim App, PI 4

Vote For 1

	TOTAL	VOTE %	Election Day	Early Voting	ABBM	Provisional s
Kevin Patrick Yeary	3,598	90.00%	1,830	1,744	24	0
Total Votes Cast	3,598	90.00%	1,830	1,744	24	0
Overvotes	0	0.00%	0	0	0	0
Undervotes	400	10.00%	189	198	13	0
Contest Totals	3,998	100.00%	2,019	1,942	37	0
Precincts Reporting	15 of 15					

REP Judge, Ct of Crim App, PI 9

Vote For 1

	TOTAL	VOTE %	Election Day	Early Voting	ABBM	Provisional s
David Newell	3,611	90.32%	1,838	1,750	23	0
Total Votes Cast	3,611	90.32%	1,838	1,750	23	0
Overvotes	0	0.00%	0	0	0	0
Undervotes	387	9.68%	181	192	14	0
Contest Totals	3,998	100.00%	2,019	1,942	37	0
Precincts Reporting	15 of 15					

REP Member, State BoE, Dist 15

Vote For 1

	TOTAL	VOTE %	Election Day	Early Voting	ABBM	Provisional s
Jay Johnson	3,607	90.22%	1,831	1,751	25	0
Total Votes Cast	3,607	90.22%	1,831	1,751	25	0
Overvotes	0	0.00%	0	0	0	0
Undervotes	391	9.78%	188	191	12	0
Contest Totals	3,998	100.00%	2,019	1,942	37	0
Precincts Reporting	15 of 15					

Summary Results Report

UNOFFICIAL RESULTS

Primary Election

March 3, 2020

Montague

REP State Representative, Dist 68

Vote For 1

	TOTAL	VOTE %	Election Day	Early Voting	ABBM	Provisional s
Drew Springer	3,741	93.57%	1,892	1,822	27	0
Total Votes Cast	3,741	93.57%	1,892	1,822	27	0
Overvotes	0	0.00%	0	0	0	0
Undervotes	257	6.43%	127	120	10	0
Contest Totals	3,998	100.00%	2,019	1,942	37	0
Precincts Reporting	15 of 15					

REP Justice, 2nd Ct of App Dist, PI 2

Vote For 1

	TOTAL	VOTE %	Election Day	Early Voting	ABBM	Provisional s
Dana Womack	3,625	90.67%	1,832	1,768	25	0
Total Votes Cast	3,625	90.67%	1,832	1,768	25	0
Overvotes	0	0.00%	0	0	0	0
Undervotes	373	9.33%	187	174	12	0
Contest Totals	3,998	100.00%	2,019	1,942	37	0
Precincts Reporting	15 of 15					

REP Justice, 2nd Ct of App Dist, PI 6

Vote For 1

	TOTAL	VOTE %	Election Day	Early Voting	ABBM	Provisional s
Mike Wallach	3,613	90.37%	1,831	1,758	24	0
Total Votes Cast	3,613	90.37%	1,831	1,758	24	0
Overvotes	0	0.00%	0	0	0	0
Undervotes	385	9.63%	188	184	13	0
Contest Totals	3,998	100.00%	2,019	1,942	37	0
Precincts Reporting	15 of 15					

Summary Results Report
Primary Election

UNOFFICIAL RESULTS

March 3, 2020

Montague

REP Justice, 2nd Ct of App Dist, PI 7

Vote For 1

	TOTAL	VOTE %	Election Day	Early Voting	ABBM	Provisional s
Brian Walker	2,044	51.13%	1,026	1,006	12	0
Elizabeth Beach	918	22.96%	462	449	7	0
John P. Chupp	547	13.68%	265	279	3	0
Total Votes Cast	3,509	87.77%	1,753	1,734	22	0
Overvotes	0	0.00%	0	0	0	0
Undervotes	489	12.23%	266	208	15	0
Contest Totals	3,998	100.00%	2,019	1,942	37	0
Precincts Reporting	15 of 15					

REP Dist Judge, 97th Judicial Dist

Vote For 1

	TOTAL	VOTE %	Election Day	Early Voting	ABBM	Provisional s
Jack McGaughey	3,751	93.82%	1,889	1,836	26	0
Total Votes Cast	3,751	93.82%	1,889	1,836	26	0
Overvotes	0	0.00%	0	0	0	0
Undervotes	247	6.18%	130	106	11	0
Contest Totals	3,998	100.00%	2,019	1,942	37	0
Precincts Reporting	15 of 15					

REP Dist Attorney, 97th Judicial Dist

Vote For 1

	TOTAL	VOTE %	Election Day	Early Voting	ABBM	Provisional s
Casey Polhemus	2,110	52.78%	1,062	1,028	20	0
William Knowlton	1,756	43.92%	879	867	10	0
Total Votes Cast	3,866	96.70%	1,941	1,895	30	0
Overvotes	0	0.00%	0	0	0	0
Undervotes	132	3.30%	78	47	7	0
Contest Totals	3,998	100.00%	2,019	1,942	37	0
Precincts Reporting	15 of 15					

Summary Results Report
Primary Election

UNOFFICIAL RESULTS

March 3, 2020

Montague

REP County Attorney
Vote For 1

	TOTAL	VOTE %	Election Day	Early Voting	ABBM	Provisional s
Claburn Riddle	3,631	90.82%	1,842	1,767	22	0
Total Votes Cast	3,631	90.82%	1,842	1,767	22	0
Overvotes	0	0.00%	0	0	0	0
Undervotes	367	9.18%	177	175	15	0
Contest Totals	3,998	100.00%	2,019	1,942	37	0
Precincts Reporting	15 of 15					

REP Sheriff
Vote For 1

	TOTAL	VOTE %	Election Day	Early Voting	ABBM	Provisional s
Marshall Thomas	3,783	94.62%	1,903	1,854	26	0
Total Votes Cast	3,783	94.62%	1,903	1,854	26	0
Overvotes	0	0.00%	0	0	0	0
Undervotes	215	5.38%	116	88	11	0
Contest Totals	3,998	100.00%	2,019	1,942	37	0
Precincts Reporting	15 of 15					

REP County Tax Assessor-Collector
Vote For 1

	TOTAL	VOTE %	Election Day	Early Voting	ABBM	Provisional s
Kathy Phillips	3,717	92.97%	1,871	1,822	24	0
Total Votes Cast	3,717	92.97%	1,871	1,822	24	0
Overvotes	0	0.00%	0	0	0	0
Undervotes	281	7.03%	148	120	13	0
Contest Totals	3,998	100.00%	2,019	1,942	37	0
Precincts Reporting	15 of 15					

Summary Results Report

Primary Election

March 3, 2020

UNOFFICIAL RESULTS

Montague

REP County Commissioner Pct 1

Vote For 1

	TOTAL	VOTE %	Election Day	Early Voting	ABBM	Provisional s
Roy Darden	886	89.68%	525	354	7	0
Total Votes Cast	886	89.68%	525	354	7	0
Overvotes	0	0.00%	0	0	0	0
Undervotes	102	10.32%	59	36	7	0
Contest Totals	988	100.00%	584	390	14	0
Precincts Reporting	4 of 4					

REP County Commissioner Pct 3

Vote For 1

	TOTAL	VOTE %	Election Day	Early Voting	ABBM	Provisional s
Mark Murphey	852	95.09%	444	403	5	0
Total Votes Cast	852	95.09%	444	403	5	0
Overvotes	0	0.00%	0	0	0	0
Undervotes	44	4.91%	23	21	0	0
Contest Totals	896	100.00%	467	424	5	0
Precincts Reporting	5 of 5					

REP Constable Pct 1

Vote For 1

	TOTAL	VOTE %	Election Day	Early Voting	ABBM	Provisional s
Stefanie Horton	1,429	93.64%	727	691	11	0
Total Votes Cast	1,429	93.64%	727	691	11	0
Overvotes	0	0.00%	0	0	0	0
Undervotes	97	6.36%	50	43	4	0
Contest Totals	1,526	100.00%	777	734	15	0
Precincts Reporting	7 of 7					

Summary Results Report
Primary Election
March 3, 2020

UNOFFICIAL RESULTS

Montague

REP Constable Pct 2

Vote For 1

	TOTAL	VOTE %	Election Day	Early Voting	ABBM	Provisional s
Jerry Demoss	1,262	51.05%	646	607	9	0
Art Ferguson, Jr.	1,072	43.37%	515	550	7	0
Total Votes Cast	2,334	94.42%	1,161	1,157	16	0
Overvotes	0	0.00%	0	0	0	0
Undervotes	138	5.58%	81	51	6	0
Contest Totals	2,472	100.00%	1,242	1,208	22	0
Precincts Reporting	8 of 8					

REP County Chair

Vote For 1

	TOTAL	VOTE %	Election Day	Early Voting	ABBM	Provisional s
Michelle Fenoglio -Toerck	3,655	91.42%	1,842	1,791	22	0
Total Votes Cast	3,655	91.42%	1,842	1,791	22	0
Overvotes	0	0.00%	0	0	0	0
Undervotes	343	8.58%	177	151	15	0
Contest Totals	3,998	100.00%	2,019	1,942	37	0
Precincts Reporting	15 of 15					

REP Proposition 1

Vote For 1

	TOTAL	VOTE %	Election Day	Early Voting	ABBM	Provisional s
Yes	3,419	85.52%	1,742	1,644	33	0
No	548	13.71%	258	287	3	0
Total Votes Cast	3,967	99.22%	2,000	1,931	36	0
Overvotes	0	0.00%	0	0	0	0
Undervotes	31	0.78%	19	11	1	0
Contest Totals	3,998	100.00%	2,019	1,942	37	0
Precincts Reporting	15 of 15					

Summary Results Report
Primary Election
March 3, 2020

UNOFFICIAL RESULTS

Montague

REP Proposition 2
Vote For 1

	TOTAL	VOTE %	Election Day	Early Voting	ABBM	Provisional s
Yes	3,379	84.52%	1,701	1,644	34	0
No	569	14.23%	289	279	1	0
Total Votes Cast	3,948	98.75%	1,990	1,923	35	0
Overvotes	0	0.00%	0	0	0	0
Undervotes	50	1.25%	29	19	2	0
Contest Totals	3,998	100.00%	2,019	1,942	37	0
Precincts Reporting	15 of 15					

REP Proposition 3
Vote For 1

	TOTAL	VOTE %	Election Day	Early Voting	ABBM	Provisional s
Yes	3,654	91.40%	1,840	1,783	31	0
No	294	7.35%	152	139	3	0
Total Votes Cast	3,948	98.75%	1,992	1,922	34	0
Overvotes	0	0.00%	0	0	0	0
Undervotes	50	1.25%	27	20	3	0
Contest Totals	3,998	100.00%	2,019	1,942	37	0
Precincts Reporting	15 of 15					

REP Proposition 4
Vote For 1

	TOTAL	VOTE %	Election Day	Early Voting	ABBM	Provisional s
Yes	3,777	94.47%	1,898	1,844	35	0
No	167	4.18%	89	77	1	0
Total Votes Cast	3,944	98.65%	1,987	1,921	36	0
Overvotes	0	0.00%	0	0	0	0
Undervotes	54	1.35%	32	21	1	0
Contest Totals	3,998	100.00%	2,019	1,942	37	0
Precincts Reporting	15 of 15					

Summary Results Report

UNOFFICIAL RESULTS

Primary Election

March 3, 2020

Montague

REP Proposition 5

Vote For 1

	TOTAL	VOTE %	Election Day	Early Voting	ABBM	Provisional s
Yes	3,626	90.70%	1,822	1,769	35	0
No	315	7.88%	164	151	0	0
Total Votes Cast	3,941	98.57%	1,986	1,920	35	0
Overvotes	0	0.00%	0	0	0	0
Undervotes	57	1.43%	33	22	2	0
Contest Totals	3,998	100.00%	2,019	1,942	37	0
Precincts Reporting	15 of 15					

REP Proposition 6

Vote For 1

	TOTAL	VOTE %	Election Day	Early Voting	ABBM	Provisional s
Yes	3,735	93.42%	1,878	1,822	35	0
No	196	4.90%	101	95	0	0
Total Votes Cast	3,931	98.32%	1,979	1,917	35	0
Overvotes	0	0.00%	0	0	0	0
Undervotes	67	1.68%	40	25	2	0
Contest Totals	3,998	100.00%	2,019	1,942	37	0
Precincts Reporting	15 of 15					

REP Proposition 7

Vote For 1

	TOTAL	VOTE %	Election Day	Early Voting	ABBM	Provisional s
Yes	3,908	97.75%	1,970	1,902	36	0
No	47	1.18%	23	24	0	0
Total Votes Cast	3,955	98.92%	1,993	1,926	36	0
Overvotes	0	0.00%	0	0	0	0
Undervotes	43	1.08%	26	16	1	0
Contest Totals	3,998	100.00%	2,019	1,942	37	0
Precincts Reporting	15 of 15					

Summary Results Report Primary Election

March 3, 2020

UNOFFICIAL RESULTS

Montague

REP Proposition 8

Vote For 1

	TOTAL	VOTE %	Election Day	Early Voting	ABBM	Provisional s
Yes	3,889	97.27%	1,955	1,899	35	0
No	47	1.18%	24	23	0	0
Total Votes Cast	3,936	98.45%	1,979	1,922	35	0
Overvotes	0	0.00%	0	0	0	0
Undervotes	62	1.55%	40	20	2	0
Contest Totals	3,998	100.00%	2,019	1,942	37	0
Precincts Reporting	15 of 15					

REP Proposition 9


Vote For 1

	TOTAL	VOTE %	Election Day	Early Voting	ABBM	Provisional s
Yes	3,786	94.70%	1,900	1,853	33	0
No	165	4.13%	92	72	1	0
Total Votes Cast	3,951	98.82%	1,992	1,925	34	0
Overvotes	0	0.00%	0	0	0	0
Undervotes	47	1.18%	27	17	3	0
Contest Totals	3,998	100.00%	2,019	1,942	37	0
Precincts Reporting	15 of 15					

REP Proposition 10

Vote For 1


	TOTAL	VOTE %	Election Day	Early Voting	ABBM	Provisional s
Yes	3,699	92.52%	1,864	1,802	33	0
No	221	5.53%	111	108	2	0
Total Votes Cast	3,920	98.05%	1,975	1,910	35	0
Overvotes	0	0.00%	0	0	0	0
Undervotes	78	1.95%	44	32	2	0
Contest Totals	3,998	100.00%	2,019	1,942	37	0
Precincts Reporting	15 of 15					



Ginger Wall
Montague County Elections Administrator &
Indigent Health Care Officer
P.O. Box 158
Montague, Texas 76251

CANVASS OF THE MARCH 3, 2020 DEMOCRATIC PRIMARY ELECTION
MONTAGUE COUNTY, TEXAS

I, Ginger Wall, Election Administrator of Montague County, Texas, hereby certify that the tabulation of returns is true and correct as shown by the precinct returns received from each presiding judge of the election.


Ginger Wall
Montague County Election Administrator

Note: This statement should be attached to the tabulated copy of returns.

Summary Results Report

UNOFFICIAL RESULTS

Primary Election

March 3, 2020

Montague

STATISTICS

	TOTAL	Election Day	Early Voting	ABBM	Provisional s
Election Day Precincts Reporting	15 of 15	15	0	0	0
Precincts Complete	0 of 15	0	0	0	0
Precincts Partially Reported	15 of 15	15	0	0	0
Absentee/ Early Precincts Reporting	15 of 15	15	15	14	0
Registered Voters - Total	13,450				
Registered Voters - NONPARTISAN	13,450				
Registered Voters - Republican Party	0				
Registered Voters - Democratic Party	0				
Ballots Cast - Total	4,480	2,332	2,077	71	0
Ballots Cast - NONPARTISAN	0	0	0	0	0
Ballots Cast - Republican Party	3,998	2,019	1,942	37	0
Ballots Cast - Democratic Party	482	313	135	34	0
Ballots Cast - Blank	0	0	0	0	0
Voter Turnout - Total	33.31%				
Voter Turnout - NONPARTISAN	0.00%				
Voter Turnout - Republican Party	0.00%				
Voter Turnout - Democratic Party	0.00%				

Summary Results Report
Primary Election
March 3, 2020

UNOFFICIAL RESULTS

Montague

DEM President

Vote For 1

	TOTAL	VOTE %	Election Day	Early Voting	ABBM	Provisional s
Julian Castro	0	0.00%	0	0	0	0
Deval Patrick	0	0.00%	0	0	0	0
Michael R. Bloomberg	77	15.98%	33	31	13	0
Bernie Sanders	112	23.24%	84	26	2	0
Roque "Rocky" De La Fuente	0	0.00%	0	0	0	0
Cory Booker	2	0.41%	2	0	0	0
Tom Steyer	4	0.83%	2	2	0	0
Andrew Yang	1	0.21%	0	1	0	0
Robby Wells	0	0.00%	0	0	0	0
Michael Bennet	2	0.41%	2	0	0	0
Pete Buttigieg	14	2.90%	1	10	3	0
Amy Klobuchar	19	3.94%	1	14	4	0
Elizabeth Warren	33	6.85%	17	12	4	0
Joseph R. Biden	211	43.78%	166	37	8	0
Tulsi Gabbard	2	0.41%	2	0	0	0
Marianne Williamson	0	0.00%	0	0	0	0
John K. Delaney	3	0.62%	2	1	0	0
Total Votes Cast	480	99.59%	312	134	34	0
Overvotes	0	0.00%	0	0	0	0
Undervotes	2	0.41%	1	1	0	0
Contest Totals	482	100.00%	313	135	34	0
Precincts Reporting	15 of 15					

Summary Results Report
Primary Election
March 3, 2020

UNOFFICIAL RESULTS

Montague

DEM US Senator
Vote For 1

	TOTAL	VOTE %	Election Day	Early Voting	ABBM	Provisional s
Michael Cooper	42	8.71%	30	8	4	0
Victor Hugo Harris	6	1.24%	5	0	1	0
Chris Bell	61	12.66%	43	16	2	0
Sema Hernandez	27	5.60%	19	7	1	0
Mary (MJ) Hegar	117	24.27%	62	50	5	0
D. R. Hunter	13	2.70%	10	2	1	0
Cristina Tzintzun Ramirez	35	7.26%	22	9	4	0
Amanda K. Edwards	46	9.54%	30	13	3	0
Annie "Mama" Garcia	53	11.00%	39	8	6	0
Royce West	32	6.64%	18	12	2	0
Jack Daniel Foster, Jr.	11	2.28%	5	4	2	0
Adrian Ocegueda	4	0.83%	3	1	0	0
Total Votes Cast	447	92.74%	286	130	31	0
Overvotes	0	0.00%	0	0	0	0
Undervotes	35	7.26%	27	5	3	0
Contest Totals	482	100.00%	313	135	34	0
Precincts Reporting	15 of 15					

DEM US Representative, Dist 13
Vote For 1

	TOTAL	VOTE %	Election Day	Early Voting	ABBM	Provisional s
Gus Trujillo	148	30.71%	104	36	8	0
Timothy W. Gassaway	115	23.86%	72	33	10	0
Greg Sagan	168	34.85%	102	53	13	0
Total Votes Cast	431	89.42%	278	122	31	0
Overvotes	0	0.00%	0	0	0	0
Undervotes	51	10.58%	35	13	3	0
Contest Totals	482	100.00%	313	135	34	0
Precincts Reporting	15 of 15					

Summary Results Report
Primary Election
March 3, 2020

UNOFFICIAL RESULTS

Montague

DEM Railroad Commissioner
Vote For 1

	TOTAL	VOTE %	Election Day	Early Voting	ABBM	Provisional s
Kelly Stone	141	29.25%	97	36	8	0
Chrysta Castaneda	96	19.92%	54	31	11	0
Roberto R. "Beto" Alonzo	78	16.18%	54	21	3	0
Mark Watson	118	24.48%	76	33	9	0
Total Votes Cast	433	89.83%	281	121	31	0
Overvotes	0	0.00%	0	0	0	0
Undervotes	49	10.17%	32	14	3	0
Contest Totals	482	100.00%	313	135	34	0
Precincts Reporting	15 of 15					

DEM Chief Justice, Supreme Court
Vote For 1

	TOTAL	VOTE %	Election Day	Early Voting	ABBM	Provisional s
Jerry Zimmerer	91	18.88%	59	25	7	0
Amy Clark Meachum	352	73.03%	226	102	24	0
Total Votes Cast	443	91.91%	285	127	31	0
Overvotes	0	0.00%	0	0	0	0
Undervotes	39	8.09%	28	8	3	0
Contest Totals	482	100.00%	313	135	34	0
Precincts Reporting	15 of 15					

Summary Results Report

UNOFFICIAL RESULTS

Primary Election

March 3, 2020

Montague

DEM Justice, Supreme Court, PI 6

Vote For 1

	TOTAL	VOTE %	Election Day	Early Voting	ABBM	Provisional s
Kathy Cheng	307	63.69%	196	94	17	0
Larry Praeger	130	26.97%	83	34	13	0
Total Votes Cast	437	90.66%	279	128	30	0
Overvotes	0	0.00%	0	0	0	0
Undervotes	45	9.34%	34	7	4	0
Contest Totals	482	100.00%	313	135	34	0
Precincts Reporting	15 of 15					

DEM Justice, Supreme Court, PI 7

Vote For 1

	TOTAL	VOTE %	Election Day	Early Voting	ABBM	Provisional s
Staci Williams	299	62.03%	179	94	26	0
Brandy Voss	135	28.01%	100	30	5	0
Total Votes Cast	434	90.04%	279	124	31	0
Overvotes	0	0.00%	0	0	0	0
Undervotes	48	9.96%	34	11	3	0
Contest Totals	482	100.00%	313	135	34	0
Precincts Reporting	15 of 15					

DEM Justice, Supreme Court, PI 8

Vote For 1

	TOTAL	VOTE %	Election Day	Early Voting	ABBM	Provisional s
Peter Kelly	203	42.12%	122	63	18	0
Gisela D. Triana	232	48.13%	157	62	13	0
Total Votes Cast	435	90.25%	279	125	31	0
Overvotes	0	0.00%	0	0	0	0
Undervotes	47	9.75%	34	10	3	0
Contest Totals	482	100.00%	313	135	34	0
Precincts Reporting	15 of 15					

Summary Results Report

UNOFFICIAL RESULTS

Primary Election

March 3, 2020

Montague

DEM Judge, Ct of Crim App, PI 3

Vote For 1

	TOTAL	VOTE %	Election Day	Early Voting	ABBM	Provisionals
William Pieratt Demond	37	7.68%	23	11	3	0
Dan Wood	112	23.24%	69	33	10	0
Elizabeth Davis Frizell	284	58.92%	185	81	18	0
Total Votes Cast	433	89.83%	277	125	31	0
Overvotes	0	0.00%	0	0	0	0
Undervotes	49	10.17%	36	10	3	0
Contest Totals	482	100.00%	313	135	34	0
Precincts Reporting	15 of 15					

DEM Judge, Ct of Crim App, PI 4

Vote For 1

	TOTAL	VOTE %	Election Day	Early Voting	ABBM	Provisionals
Steven Miears	124	25.73%	80	37	7	0
Tina Clinton	308	63.90%	196	89	23	0
Total Votes Cast	432	89.63%	276	126	30	0
Overvotes	0	0.00%	0	0	0	0
Undervotes	50	10.37%	37	9	4	0
Contest Totals	482	100.00%	313	135	34	0
Precincts Reporting	15 of 15					

DEM Judge, Ct of Crim App, PI 9

Vote For 1

	TOTAL	VOTE %	Election Day	Early Voting	ABBM	Provisionals
Brandon Birmingham	414	85.89%	272	113	29	0
Total Votes Cast	414	85.89%	272	113	29	0
Overvotes	0	0.00%	0	0	0	0
Undervotes	68	14.11%	41	22	5	0
Contest Totals	482	100.00%	313	135	34	0
Precincts Reporting	15 of 15					

Summary Results Report

UNOFFICIAL RESULTS

Primary Election

March 3, 2020

Montague

DEM Member, State BoE, Dist 15

Vote For 1

	TOTAL	VOTE %	Election Day	Early Voting	ABBM	Provisional s
John Betancourt	417	86.51%	272	115	30	0
Total Votes Cast	417	86.51%	272	115	30	0
Overvotes	0	0.00%	0	0	0	0
Undervotes	65	13.49%	41	20	4	0
Contest Totals	482	100.00%	313	135	34	0
Precincts Reporting	15 of 15					

DEM State Representative, Dist 68

Vote For 1

	TOTAL	VOTE %	Election Day	Early Voting	ABBM	Provisional s
Patsy Ledbetter	426	88.38%	279	118	29	0
Total Votes Cast	426	88.38%	279	118	29	0
Overvotes	0	0.00%	0	0	0	0
Undervotes	56	11.62%	34	17	5	0
Contest Totals	482	100.00%	313	135	34	0
Precincts Reporting	15 of 15					

DEM Justice, 2nd Ct of App Dist, PI 6

Vote For 1

	TOTAL	VOTE %	Election Day	Early Voting	ABBM	Provisional s
Delonia A. Watson	421	87.34%	275	117	29	0
Total Votes Cast	421	87.34%	275	117	29	0
Overvotes	0	0.00%	0	0	0	0
Undervotes	61	12.66%	38	18	5	0
Contest Totals	482	100.00%	313	135	34	0
Precincts Reporting	15 of 15					

Summary Results Report

UNOFFICIAL RESULTS

Primary Election

March 3, 2020

Montague

DEM Proposition #1

Vote For 1

	TOTAL	VOTE %	Election Day	Early Voting	ABBM	Provisionals
Yes	430	89.21%	286	117	27	0
No	37	7.68%	20	13	4	0
Total Votes Cast	467	96.89%	306	130	31	0
Overvotes	0	0.00%	0	0	0	0
Undervotes	15	3.11%	7	5	3	0
Contest Totals	482	100.00%	313	135	34	0
Precincts Reporting	15 of 15					

DEM Proposition #2

Vote For 1

	TOTAL	VOTE %	Election Day	Early Voting	ABBM	Provisionals
Yes	435	90.25%	289	114	32	0
No	33	6.85%	15	16	2	0
Total Votes Cast	468	97.10%	304	130	34	0
Overvotes	0	0.00%	0	0	0	0
Undervotes	14	2.90%	9	5	0	0
Contest Totals	482	100.00%	313	135	34	0
Precincts Reporting	15 of 15					

DEM Proposition #3

Vote For 1

	TOTAL	VOTE %	Election Day	Early Voting	ABBM	Provisionals
Yes	456	94.61%	294	128	34	0
No	12	2.49%	9	3	0	0
Total Votes Cast	468	97.10%	303	131	34	0
Overvotes	0	0.00%	0	0	0	0
Undervotes	14	2.90%	10	4	0	0
Contest Totals	482	100.00%	313	135	34	0
Precincts Reporting	15 of 15					

Summary Results Report

UNOFFICIAL RESULTS

Primary Election

March 3, 2020

Montague

DEM Proposition #4

Vote For 1

	TOTAL	VOTE %	Election Day	Early Voting	ABBM	Provisional s
Yes	433	89.83%	283	121	29	0
No	34	7.05%	19	10	5	0
Total Votes Cast	467	96.89%	302	131	34	0
Overvotes	0	0.00%	0	0	0	0
Undervotes	15	3.11%	11	4	0	0
Contest Totals	482	100.00%	313	135	34	0
Precincts Reporting	15 of 15					

DEM Proposition #5

Vote For 1

	TOTAL	VOTE %	Election Day	Early Voting	ABBM	Provisional s
Yes	440	91.29%	290	120	30	0
No	28	5.81%	14	10	4	0
Total Votes Cast	468	97.10%	304	130	34	0
Overvotes	0	0.00%	0	0	0	0
Undervotes	14	2.90%	9	5	0	0
Contest Totals	482	100.00%	313	135	34	0
Precincts Reporting	15 of 15					

DEM Proposition #6

Vote For 1

	TOTAL	VOTE %	Election Day	Early Voting	ABBM	Provisional s
Yes	450	93.36%	293	124	33	0
No	15	3.11%	9	6	0	0
Total Votes Cast	465	96.47%	302	130	33	0
Overvotes	0	0.00%	0	0	0	0
Undervotes	17	3.53%	11	5	1	0
Contest Totals	482	100.00%	313	135	34	0
Precincts Reporting	15 of 15					

Summary Results Report

Primary Election

March 3, 2020

UNOFFICIAL RESULTS

Montague

DEM Proposition #7

Vote For 1

	TOTAL	VOTE %	Election Day	Early Voting	ABBM	Provisional s
Yes	430	89.21%	283	117	30	0
No	34	7.05%	18	12	4	0
Total Votes Cast	464	96.27%	301	129	34	0
Overvotes	0	0.00%	0	0	0	0
Undervotes	18	3.73%	12	6	0	0
Contest Totals	482	100.00%	313	135	34	0
Precincts Reporting	15 of 15					

DEM Proposition #8

Vote For 1

	TOTAL	VOTE %	Election Day	Early Voting	ABBM	Provisional s
Yes	457	94.81%	296	127	34	0
No	14	2.90%	9	5	0	0
Total Votes Cast	471	97.72%	305	132	34	0
Overvotes	0	0.00%	0	0	0	0
Undervotes	11	2.28%	8	3	0	0
Contest Totals	482	100.00%	313	135	34	0
Precincts Reporting	15 of 15					

DEM Proposition #9

Vote For 1

	TOTAL	VOTE %	Election Day	Early Voting	ABBM	Provisional s
Yes	448	92.95%	293	123	32	0
No	19	3.94%	9	8	2	0
Total Votes Cast	467	96.89%	302	131	34	0
Overvotes	0	0.00%	0	0	0	0
Undervotes	15	3.11%	11	4	0	0
Contest Totals	482	100.00%	313	135	34	0
Precincts Reporting	15 of 15					

Summary Results Report**Primary Election****March 3, 2020****UNOFFICIAL RESULTS****Montague****DEM Proposition #10**


Vote For 1

	TOTAL	VOTE %	Election Day	Early Voting	ABBM	Provisional s
Yes	428	88.80%	279	117	32	0
No	37	7.68%	22	13	2	0
Total Votes Cast	465	96.47%	301	130	34	0
Overvotes	0	0.00%	0	0	0	0
Undervotes	17	3.53%	12	5	0	0
Contest Totals	482	100.00%	313	135	34	0
Precincts Reporting	15 of 15					

DEM Proposition #11

Vote For 1

	TOTAL	VOTE %	Election Day	Early Voting	ABBM	Provisional s
Yes	400	82.99%	263	114	23	0
No	64	13.28%	35	18	11	0
Total Votes Cast	464	96.27%	298	132	34	0
Overvotes	0	0.00%	0	0	0	0
Undervotes	18	3.73%	15	3	0	0
Contest Totals	482	100.00%	313	135	34	0
Precincts Reporting	15 of 15					



Rick Lewis
Montague County Judge
P.O. Box 475
Montague, Texas 76251

940-894-2401 Phone

940-894-3999 Fax

DECLARATION OF LOCAL DISASTER FOR PUBLIC HEALTH EMERGENCY

WHEREAS, beginning in December 2019, a novel coronavirus, now designated COVID-19, was detected in mainland China, and has since spread throughout the world; and

WHEREAS, the World Health Organization declared COVID-19 a worldwide pandemic on March 11, 2020; and

WHEREAS, the Governor of Texas has issued a proclamation certifying that COVID-19 poses an imminent threat of disaster in the state and declaring a state of disaster for all counties in Texas on March 13, 2020; and

WHEREAS, extraordinary measures must be taken to contain COVID-19 and prevent its spread throughout Montague County, Texas; and


NOW, THEREFORE, BE IT PROCLAIMED BY THE COUNTY JUDGE OF MONTAGUE COUNTY, TEXAS:

1. That a state of disaster is declared for Montague County, Texas, pursuant to section 418.108(a) of the Texas Government Code.
2. Montague County is ordering that all public events attended by 250 people or more be cancelled and encourages those hosting any event to ensure that appropriate precautions be taken to reduce contact and the possible spread of COVID-19 virus.
3. That this state of disaster shall continue for a period of not more than seven days from the date hereof, unless the same is continued by consent of the Commissioners Court of Montague County, Texas.
4. That this proclamation shall take effect immediately from and after it's issuance.

ORDERED this 14th day of March, 2020.



RICK LEWIS, COUNTY JUDGE





Rick Lewis
Montague County Judge
P.O. Box 475
Montague, Texas 76251

940-894-2401 Phone

940-894-3999 Fax

DECLARATION OF LOCAL DISASTER FOR PUBLIC HEALTH EMERGENCY

WHEREAS, beginning in December 2019, a novel coronavirus, now designated COVID-19, was detected in mainland China, and has since spread throughout the world; and

WHEREAS, the World Health Organization declared COVID-19 a worldwide pandemic on March 11, 2020; and

WHEREAS, the Governor of Texas has issued a proclamation certifying that COVID-19 poses an imminent threat of disaster in the state and declaring a state of disaster for all counties in Texas on March 13, 2020; and

WHEREAS, extraordinary measures must be taken to contain COVID-19 and prevent its spread throughout Montague County, Texas; and

NOW, THEREFORE, BE IT PROCLAIMED BY THE COUNTY JUDGE OF MONTAGUE COUNTY, TEXAS:

1. That a state of disaster is declared for Montague County, Texas, pursuant to section 418.108(a) of the Texas Government Code.
2. Montague County is ordering that all public events attended by 10 people or more be cancelled and encourages those hosting any event to ensure that appropriate precautions be taken to reduce contact and the possible spread of COVID-19 virus. This included restaurants, bars, food courts, and gyms. Drive-through and pick-up services will be available for restaurants.
3. That this state of disaster shall continue until further notice by consent of the Commissioners Court of Montague County, Texas.
4. That this proclamation shall take effect immediately from and after it's issuance.
5. This order does NOT extend to law enforcement activities, emergency responses, court operations to include jury operations, and to all school districts or private school facilities within the jurisdiction of Montague County.
6. All Montague County employees must report for work as required by their supervisors. Effective immediately and through the duration of this order, all Montague County employees shall cease any work-related travel.

ORDERED this ____ day of March, 2020.

RICK LEWIS, COUNTY JUDGE